



Specifications

Vista Favorite®

Drop arm awning



GENERAL



Description

Drop arm awnings are relatively simple, but very effective awnings. An awning which repels the sun before it reaches and heats up the glass. The choice of the fabric gives an extra decorative dimension to the facade.

Installation

The drop arm awning is fixed with wall supports to the wall. The side arms are secured under the head box to the wall, and 'drop down' by their own weight.

Application

Drop arm awnings are almost everywhere easy to assemble and especially where big space under the awning is not required. Drop arm awnings are wind and storm-resistant. That makes the drop arm awning suitable for higher altitudes..

SPECIFICATIONS VISTA® ELEGANCE 110

Dimensions

The drop arm awning with the so-called drop arms have a maximum projection of 1.5 m.

The drop arm awning with the so-called slide drop arms have a maximum projection of 2,2 m.

Available arms: fix arm, slide arm, drop arm with wind proof, storm proof or gas spring.

Max. fabric surface 9 m².

Maximum dimensions drop arms

Diameter	Fabric type	Max.fabric length	Max. Projection	Max. Width
Roller 63	Uni- seamless	2500 mm	1500 mm	4000 mm
Roller 63	Striped	2500 mm	1500 mm	4000 mm
Roller 78	Uni- seamless	2500 mm	1500 mm	6000 mm
Roller 78	Striped	2000 mm	1150 mm	6000 mm

For awnings larger than 5000 mm, we advise to use 3 arms.

Maximum dimensions slide drop arms

Diameter	Fabric type	Max.fabric length	Max. Projection	Max. Width
Roller 63	Uni- seamless	2500 mm	2200 mm	4000 mm
Roller 63	Striped	2500 mm	2200 mm	4000 mm
Roller 78	Uni- seamless	2500 mm	2200 mm	6000 mm
Roller 78	Striped	2000 mm	2200 mm	6000 mm

Housing

The housing consists of a head box and front profile. Both profiles are manufactured from extruded aluminium. The sides of the head box consist of aluminium top cover supports or side plates that support the retractor....

Colour

The drop arm awning is available in anodised. Drop arm awnings are often used in projects. AVZ products for projects can be delivered in any RAL colour..

Roller tube

The roller Ø 63 mm with groove and thickness ± 0,9 mm or roller Ø 78 mm and thickness ± 1,25 mm are made of galvanized steel.

Assembly

All fasteners are made of stainless steel class A2.



Control

There are several control methods for the drop arm awning Vista Comfort 50/80.

- By strap or cord for both inside and outside
- By crank handle for both inside and outside
- Electric: Operated by a switch or remote control, possibly supplemented with a wind solar cell system for easy operation and energy savings.

The electric control can also be linked to operate several drop arm awnings with one switch.

Generally the connection is done by a fitter/electro-technical engineer. Power supply and wiring belong to the electro-technical installation.

FABRIC

Tibelly fabric is manufactured from solid dyed acrylic fibres. This means that the dye resins are added during the manufacture of the fibres. This gives the fibres an exceptional colour fastness. The woven fabric is given an extra water and dirt repellent treatment, no matter the colour of the fabric, and keeps out at least 90% of the UV radiation (99% of the UVB radiation), 70% of solar radiation and 72% of the visible radiation.

Colour

The Tibelly collection consists of a wide colour range of unis, stripes and fantasy designs. Choice of 71 colours and patterns over 5 colour groups.

GENERAL CHARACTERISTICS

Composition

100% rot-free multicolored polyacrylate yarn acrylic.

Finishing

Dirt and water repellent treatment especially for sun protection.

Technical specifications Tibelly® acrylic fabric

Characteristics	Values Chain	Values Impact	Units	Standards
Binding	Flat binding			ISO 4211-1
Weight	290 g/m ²			ISO2286-1
Width	1200		mm	EN 1773
Thickness	0,64		mm	ISO 2286-3
Solidity	1250	880	mN	ISO 2493
Colour fastness (uv-radiation)	7-8		Class / 8	ISO 105 B02
Colour fastness (rain)	4-5		Class / 5	ISO 105 B04
Warranty	10		year	


TUV CERTIFICATION

We set great store by quality. All our sun protection products are compliant with the CE standards and, since the year 2000, have been subjected to extensive testing by the TÜV Nord Group. This is carried out in accordance with the DIN EN 13561:2017-01 standard. Our terrace awnings are tested on the basis of three criteria:

- Lifespan class
- Waterload class
- Wind resistance class


Lifespan class according DIN EN 13561:2017-01

Lifespan expresses the number of extension and retraction movements that an exterior sun protection system can withstand. The overview below indicates the various classes applicable in accordance with the EN 13561:2017-01 standard.

Number of movements	Class 3	
Open and closed	10.000	


Waterload class according DIN EN 1933:1999-03

Waterload expresses the number of water in liter/m² per hour that an exterior sunprotection awning can withstand. This indicates, the quantity rainfall which a fully open sun protection system with a slope of 14° (Corresponds to a slope of 25%) must be able to drain. The following list shows which water load classes there are.

Waterload class	Class 2	
Quantity rainfall	56 liter/m ² per hour	

Wind resistance class according DIN EN 1932:2013-09

Wind load is the maximum force of the wind which an opened exterior sun blind can withstand. The overview below indicates the various wind resistance classe.

Wind resistance class	Class 2	
Beaufort-scale	5	
V (km/u) (maximum)	38 km/h	
V (m/s) (maximum)	10,5 m/s	
Nominal test pressure p (N/m ²)	70	
Safety test pressure 1,2 p (N/m ²)	84	



**** ATTENTION ****

AVZ-Group accepts no liability for any errors in these specifications,
or for any damage or losses resulting from the use thereof.